


PRESENTATION

WHEELER AVENUE BAPTIST CHURCH

# *COMMUNITY ORCHESTRA*

<https://www.m-i-p-c1.com/waco>





# WACO Curriculum & Instructional Plan

Wheeler Avenue Community  
Orchestra

Donor, Parent, & Stakeholder  
Presentation



# *Program Overview*

- • Inclusive community orchestra rooted in African American cultural excellence
- • Serving beginner, intermediate, and advanced string and wind musicians
- • Monday sessions from Sept. 8 – Dec. 22, culminating in a Holiday Performance
- • Supported by University of Houston Moores School of Music



# UNIVERSITY OF HOUSTON PARTNERSHIP



- • UH Music Majors serve as volunteer instructors and receive observation credit
- • Lead beginner & intermediate breakout sessions
- • Provide sectional coaching, tone/rhythm games, and feedback
- • Build leadership and teaching experience





# REHEARSAL SESSION ASSESSMENTS

- • September 29 – Beginner Assessment: Tone, posture, rhythm
- • October 27 – Intermediate Assessment: Scales, phrasing, sight-reading
- • November 24 – Advanced Assessment: Solo performance, interpretation
- • December 15 – Full Mock Performance (all tiers)
- • December 22 – Holiday Showcase Performance



# INSTRUCTIONAL CALENDAR HIGHLIGHTS

- • Weekly Monday rehearsals (Sept. 8 – Dec. 22)
- • Repertoire Target fields – Directors/UH Majors assign pieces weekly
- • Peer-to-peer workshops (Sept. 22, Oct. 20, Nov. 17)
- • Full rehearsals before assessments and final showcase



# WEBSITE ACCESS

- Information for the organization can be currently accessed at the following website address - <https://www.m-i-p-c1.com/waco>
- Additional information will be added to the site

## **Wheeler Avenue Community Orchestra (WACO)**

Comprehensive Three-Tier Curriculum • Mondays • September 8 – December 22

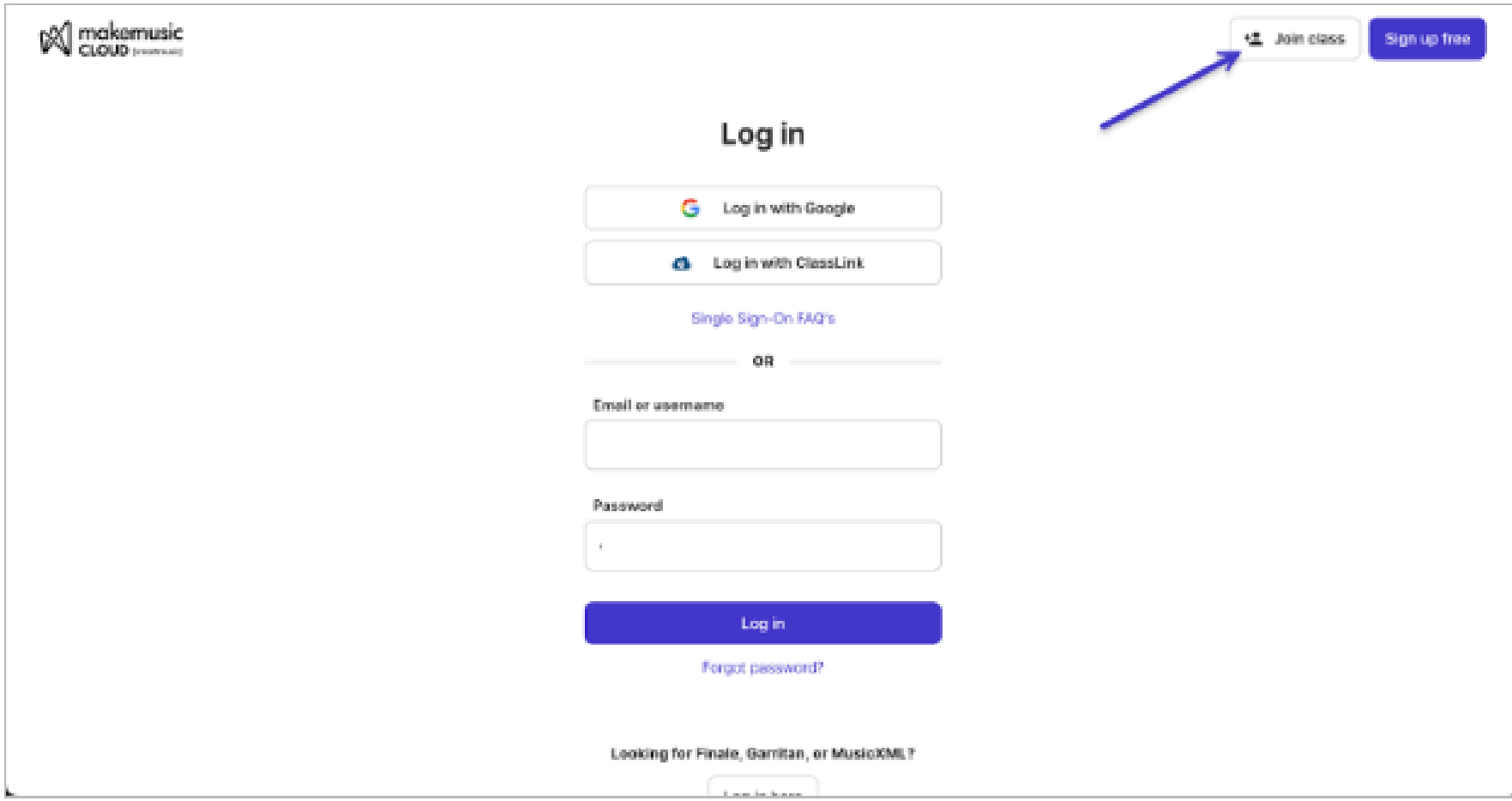


# MAKE MUSIC ACCESS

- Make Music is the interactive program for participants to practice and learn music
- It is an annually paid subscription - \$29.99 per year
- Visit the website to purchase the yearly subscription
- Here is a step-by-step presentation of the enrollment process

Step 1: Join Your Class.

- Navigate to [home.makemusic.com](https://home.makemusic.com) and select **Join a class**.



The screenshot shows the Make Music Cloud (Professional) website. In the top right corner, there are two buttons: "Join class" and "Sign up free". A blue arrow points to the "Join class" button. Below these buttons is a "Log in" section with two login options: "Log in with Google" and "Log in with ClassLink". Below these is a link for "Single Sign-On FAQ's". A separator line with "OR" in the middle follows. Below the separator are two input fields: "Email or username" and "Password". Below the password field is a "Log in" button. At the bottom of the login section is a link for "Forgot password?". At the very bottom of the page, there is a link for "Looking for Finale, Garritan, or MusicXML?".



# MAKE MUSIC REGISTRATION PROCESS

Enter your email and class code and select **Find your Class.**

Admin

Platform

Administrators

Teachers

Classes

Join Class

Invitations

Enter the class code provided by your teacher

Class Code \*

PCZFL-GCERE

Find your Class

Cancel



# MAKE MUSIC REGISTRATION PROCESS

Class name and teacher name appear. If this information is correct, select **Join this Class**.

Admin

Join Class

Invitations

Enter the class code provided by your teacher

Class Code \*

EANTX-ZAJUNL

You are joining:

[Class name here]

with

Mr. Lewis

⚠ You may be prompted to purchase a subscription to join this class. [Learn more](#)

Join this Class

Cancel

## Step 2: Create Your Account



Use the steps in the link below to create your account:

- [Creating an Account and Joining a Class](#)

## Step 3: Purchase your student subscription.

After you have created your account, you will be prompted to purchase your Student subscription.

- **Order Details** are listed for the subscription. Enter your billing information and select **Continue**.



### Performer Subscription

\$29.99 USD / year (does not auto renew)

---

### Order Details

### Billing & customer information

First Name \*

Last Name \*

Email \*

Street Address \*

Address Line 2

Country \*

City \*

State/Province \*

ZIP/Postal Code \*

Phone \*





Enter your payment information and select **Complete Purchase**.



## Review Order



Total: \$29.99 USD

## Enter your payment information.

Credit Card Number \*

1234 5678 9012 3456

Expiration \*

MM/YYYY

CVV \*

123

[Go Back and Edit Order](#)

[Complete Purchase](#)

protected by reCAPTCHA  
[Privacy](#) - [Terms](#)





- **Once the transaction is processed, the order confirmation page appears and a confirmation email is sent to you. When you are ready, select Start Exploring MakeMusic Cloud.**

**The MakeMusic Cloud Home Page appears. You now have access to the MakeMusic Cloud Catalog and your new class is now listed under Active classes.**

#### **Step 4: Activate Your Account.**

**After purchasing your Student Subscription, you will need to activate your account**



# CLOSING STATEMENTS

- WACO is more than music – it is:
  - A celebration of African American cultural heritage
  - A community-driven mentorship program
  - A pipeline for music education & leadership
- Together, we create excellence for students, families, and the community.

